



BLACK-OPS SERIES


BRONCO

FRONT BUMPER BULL BAR

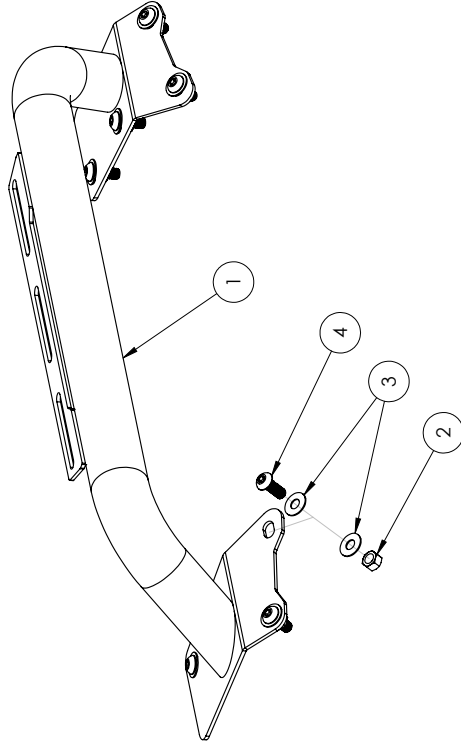


VERIFY YOU HAVE ALL THE COMPONENTS BEFORE STARTING THE INSTALLATION. REFER TO THE ENGINEERING DRAWINGS AT THE END OF THIS DOCUMENT FOR A COMPLETE PARTS LIST

Install the Bull Bar as shown using the $\varnothing 3/8$ " Button Head Screws, Washers and Nuts provided.



ITEM NO.	PART NUMBER	DESCRIPTION	QTY.
1	4AFG2021-02	ADAPTIVE BUMPER BULL BAR	1
2	HN3816ZPGR5	HEX NUT 3/8-16 ZINC PLATE GR5	8
3	FW3114ZP	FLAT WASHER Ø5/16" X .875" ZINC PLATE	16
4	BHSCS3816ZP	BHSCS 3/8-16 X 1.00 ZINC PLATE	8



- NOTES:**
1. AFG2102 = BARE STEEL OPTION
 2. AFG2103 = BLACK POWDER COAT
 3. WEIGHT = APPROX 15 LBS

UNLESS OTHERWISE SPECIFIED: DIMENSIONS ARE IN INCHES TOLERANCES: ±0.010 AND ±0.005 PER EACH DIMENSION TWO PLACE DECIMAL +0.015 THREE PLACE DECIMAL ±0.005		NAME MCH	DATE 12/20/2001	LOD LLC.
DRAWN		CHECKED	ENG APPR.	DESCRIPTION: FRONT BUMPER BULL BAR
MFG APPR.		MATERIAL: N/A		REV A
PROPRIETARY AND CONFIDENTIAL THE INFORMATION CONTAINED HEREIN IS THE PROPERTY OF LOD LLC. ANY REPRODUCTION IN PART OR AS A WHOLE WITHOUT THE WRITTEN PERMISSION OF LOD LLC IS PROHIBITED.		DWG. NO. AFG2102 AFG2103		SHEET SIZE: B
		SCALE: 1:4		SHEET 1 OF 1



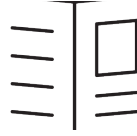


**BRONCO
BLACK-OPS SERIES**

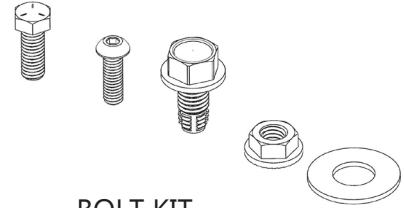
FRONT BUMPER
BULL BAR
SHIPPING SHEET

Packaged by:

On:

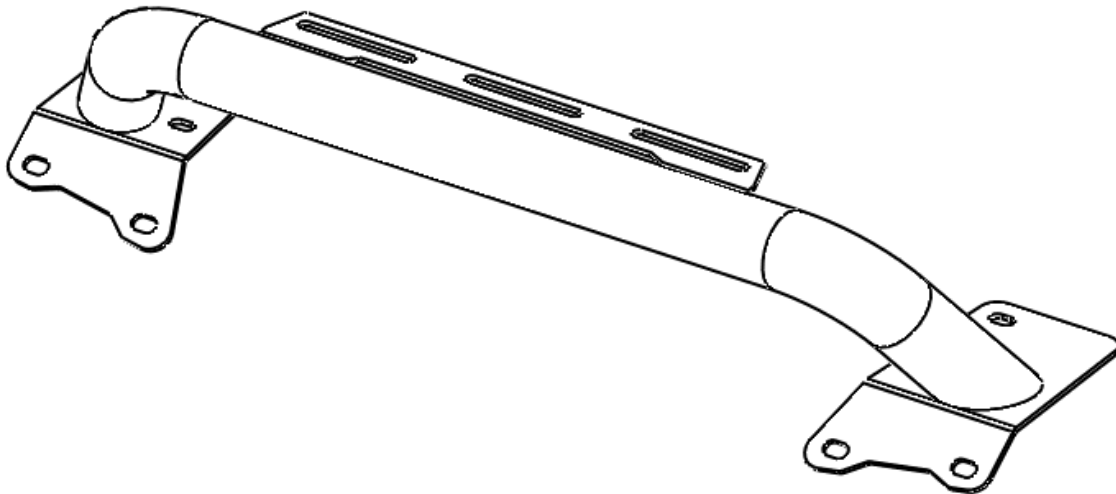


INSTRUCTION
SHEET



BOLT KIT
AFG2102-BK

(x1)



FRONT BUMPER BULL BAR

4AFG2021-02

(x1)





**BRONCO
BLACK-OPS SERIES**

FRONT BUMPER

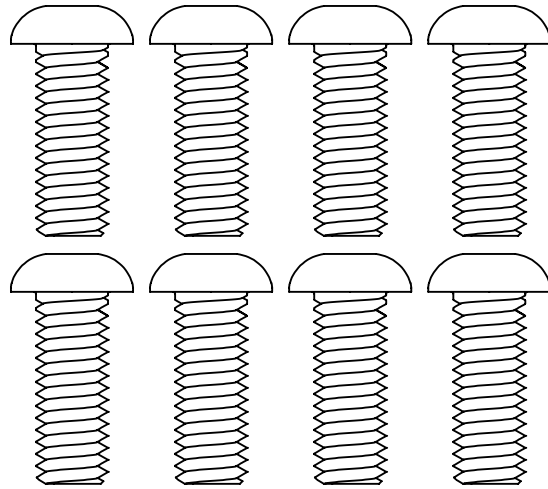
BULL BAR

AFG2102-BK

Bolt Kit

Packaged by:

On:

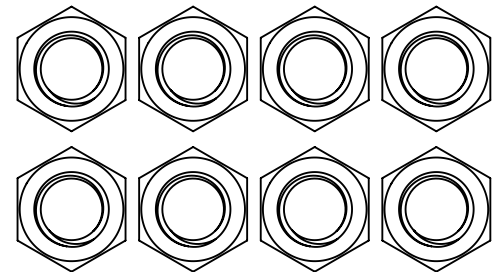



BUTTON HEAD SCREW

3/8-16 X 1.00" LG

(94092)

(x8)



HEX NUT 3/8-16

(36306)

(x8)



FLAT WASHER

Ø5/16" X .875"

(0159678)

(x16)

